

Auditor's Report on Quarterly and Year to Date Financial Results of Sam Industries Limited Pursuant to the Regulation 33 of the SEBI (Listing Obligations and Disclosure Requirements) Regulations, 2015


To,
Board of Directors of
Sam Industries Limited

- I. We have audited the accompanying statement of standalone financial results of Sam Industries Limited (the "Company") for the quarter ended March 31, 2018 and year ended March 31, 2018, attached herewith (the "Statement"), being submitted by the Company pursuant to the requirement of Regulation 33 of the SEBI (Listing Obligations and Disclosure Requirements) Regulations, 2015, read with SEBI Circular No. CIR/CFD/FAC/62/2016 dated July 5, 2016 (herein referred to as the "Applicable Regulations").

The standalone financial results for the quarter ended March 31, 2018 are the derived figures between the respective audited figures for the year-ended March 31, 2018 and the published year-to-date figures up to December 31, 2017, being the date of the end of the third quarter of the current financial year, which were subject to limited review.


The standalone financial results for the quarter ended March 31, 2018 and year ended March 31, 2018 have been prepared on the basis of the respective financial results for the nine-month period ended December 31, 2017, the respective audited annual Ind-AS financial statements as at and for the year ended March 31, 2018, and the relevant requirements of the Applicable Regulations, and are the responsibility of the Company's management and have been approved by the Board of Directors of the Company.

Our responsibility is to express an opinion on these financial results based on our review of the standalone financial results for the nine-month period ended December 31, 2017 which were prepared in accordance with the recognition and measurement principles laid down in Indian Accounting Standard (Ind AS) 34 Interim Financial Reporting, specified under Section 133 of the Companies Act 2013 read with relevant rules issued thereunder and other accounting principles generally accepted in India; our audit of the annual standalone Ind-AS financial statements as at and for the year ended March 31, 2018; and the relevant requirements of the Applicable Regulations.



2. We conducted our audit in accordance with the auditing standards generally accepted in India. Those standards require that we plan and perform the audit to obtain reasonable assurance about whether the financial results are free of material misstatements. An audit includes examining, on a test basis, evidence supporting the amounts disclosed as financial results. An audit also includes assessing the accounting principles used and significant estimates made by management. We believe that our audit provides a reasonable basis for our opinion.
3. In our opinion and to the best of our information and according to the explanations given to us, these quarterly standalone financial results as well as the year to date results:
 - a. are presented in accordance with the requirements of Securities Exchange Board of India (Regulations, in this regard;
 - b. give a true and fair view of the net profit including other comprehensive income and other financial information for the quarter ended March 31, 2018 and for the year ended March 31, 2018; and
4. Further, read with paragraph I above, we report that the standalone figures for the quarter ended March 31, 2018 represent the derived figures between the respective audited figures in respect of the financial year ended March 31, 2018 and the respective published year-to-date figures up to December 31, 2017, being the date of the end of the third quarter of the current financial year, which were subjected to a limited review as stated in paragraph I above, as required under the Applicable Regulations.

For Manoj Khatri & Co.
Chartered Accountants
Firm Regn. No. 011546C


CA Ashish Jain
(Partner)
M.No.403161



Place: Indore
Date: 12th May, 2018

SAM INDUSTRIES LTD.

CIN: L70102MP1994PLC041416





Works & Registered Office: Village Dakachiya, A. B. Road, Tehsil: Sanwer, District-Indore - 453 771 (M.P.) INDIA
 Phone : 0091-731-4229308, 4229313, 4229374 Fax : 0091-731-4229300
 Website : www.sam-industries.com, email : secretarial@sam-industries.com

Statement of Audited Standalone Financial Results for the Quarter and year ended 31st March 2018

Sr. No.	Particulars	(Rs. In Lakhs)				
		Audited	Unaudited	Audited	Audited	
		Quarter ended Mach 31, 2018	Quarter ended December 31, 2017	Quarter ended March 31, 2017	Financial Year ended March 31, 2018	Financial Year ended March 31, 2017
I	INCOME					
	Revenue from operations	277.36	357.24	330.58	1,159.93	1,027.26
	Other Income	7.78	31.16	8.89	95.22	98.30
	Total Revenue (I)	285.14	388.40	339.47	1,255.15	1,125.56
II	Expenses					
	a. Cost of Material Consumed	-	-	-	-	-
	b. Purchase of Stock-in Trade	-	-	-	-	-
	c. Changes in inventories of finished goods, work-in-progress and stock -in-trade	6.04	6.24	13.84	28.11	27.96
	d. Employee benefits expense	48.04	51.80	53.88	190.48	162.59
	e. Finance Costs	2.63	0.72	0.13	3.97	1.22
	f. Depreciation and Amortization expense	12.23	9.62	17.43	40.88	67.93
	g. Other Expenses	253.37	184.63	153.76	780.14	586.06
	Total Expenses (II)	322.31	253.01	239.04	1,043.58	845.76
III	Profit / (Loss) before Exceptional Items & tax (I - II)	(37.18)	135.39	100.43	211.57	279.80
IV	Exceptional Items	-	-	-	-	0.09
V	Profit / (Loss) before tax (III-IV)	(37.18)	135.39	100.43	211.57	279.71
VI	Tax Expense:					
	(1) Current tax	4.00	43.00	38.26	89.00	113.60
	(2) Deferred tax	(5.31)	0.29	(3.30)	(10.27)	(14.91)
VII	Profit / (Loss) for the period (V-VI)	(35.87)	92.10	65.47	132.84	181.02
VIII	Other Comprehensive Income	-	-	-	-	-
IX	Total Other Comprehensive Income for the period (VII+VIII) Comprising Profit (Loss) & Other Comprehensive Income for the period	(35.87)	92.10	65.47	132.84	181.02
X	Paid up equity Share Capital (Face Value: Rs. 10/- per share)	1,108.85	1,108.85	1,108.85	1,108.85	1,108.85
XI	Earning Per Share					
	(a) Basic (Rs. per share)	(0.32)	0.83	0.59	1.20	1.63
	(b) Diluted (Rs. per share)	(0.32)	0.83	0.59	1.20	1.63

G. Maheshwari



SAM INDUSTRIES LTD.

CIN: L70102MP1994PLC041416



Works & Registered Office: Village Dakachiya, A. B. Road, Tehsil: Sanwer, District-Indore - 453 771 (M.P.) INDIA
 Phone : 0091-731-4229308, 4229313, 4229374 Fax : 0091-731-4229300
 Website : www.sam-industries.com, email : secretarial@sam-industries.com

REPORTING OF SEGMENT INFORMATION							(Rs. in Lakhs)
Sr. No.	Particulars	Audited	Unaudited	Audited	Audited		
		Quarter ended Mach 31, 2018	Quarter ended December 31, 2017	Quarter ended March 31, 2017	Financial Year ended March 31, 2018	Financial Year ended March 31, 2017	
1	Segment Revenue:						
A	Soya	-	-	-	-	0.13	
B	Welding	198.55	198.48	202.83	806.91	775.08	
C	Real estate	79.44	159.27	132.72	368.20	271.54	
D	Investment	7.15	30.65	3.92	80.04	78.81	
E	Unallocated	-	-	-	-	-	
	Total	285.14	388.40	339.47	1,255.15	1,125.56	
	Less : Inter Segment Revenue	-	-	-	-	-	
	Net Sales/ Income from Operations (Total)	285.14	388.40	339.47	1,255.15	1,125.56	
2	Segment Results						
	(Profit)(+)/Loss (-) before interest and tax						
A	Soya	-	-	-	-	(21.97)	
B	Welding	7.36	(1.09)	4.55	51.31	133.31	
C	Real estate	69.51	146.25	100.19	321.74	187.97	
D	Investment	(74.38)	31.32	26.98	(6.33)	75.01	
E	Unallocated	-	-	-	-	-	
	Total	2.49	176.48	131.72	366.72	374.32	
	Less: (i) Interest	2.63	0.72	0.13	3.97	1.22	
	ii) Other unallocable expenditure / (income) net	37.04	40.37	31.16	151.18	93.39	
	iii) Un allocable Income	-	-	-	-	-	
	Total Profit before Tax	(37.18)	135.39	100.43	211.57	279.71	
3	Capital Employed (Segment Assets)						
A	Soya	-	-	-	-	-	
B	Welding	2,129.92	2,063.03	2,022.35	2,129.92	2,022.35	
C	Real estate	305.57	352.64	332.12	305.57	332.12	
D	Investment	2,214.56	2,381.61	2,160.89	2,214.56	2,160.89	
	Total	4,650.05	4,797.28	4,515.36	4,650.05	4,515.36	
4	Capital Employed (Segment Liabilities)						
A	Soya	-	-	-	-	-	
B	Welding	373.54	399.37	313.50	373.54	313.50	
C	Real estate	63.80	149.46	126.38	63.80	126.38	
D	Investment	14.97	16.65	0.32	14.97	0.32	
	Total	452.31	565.48	440.20	452.31	440.20	
5	Capital Employed (Segment Assets-Segment Liabilities)						
A	Soya	-	-	-	-	-	
B	Welding	1,756.38	1,663.66	1,708.85	1,756.38	1,708.85	
C	Real estate	241.77	203.18	205.74	241.77	205.74	
D	Investment	2,199.59	2,364.96	2,160.57	2,199.59	2,160.57	
	Total	4,197.74	4,231.80	4,075.16	4,197.74	4,075.16	

G. Maheshwar

SAM INDUSTRIES LTD.

CIN: L70102MP1994PLC041416



Works & Registered Office: Village Dakachiya, A. B. Road, Tehsil: Sanwer, District-Indore - 453 771 (M.P.) INDIA

Phone : 0091-731-4229308, 4229313, 4229374 Fax : 0091-731-4229300


Website : www.sam-industries.com, email : secretarial@sam-industries.com

Audited Statement of Assets and Liabilities as at 31st March 2018 (Amount in Lakhs)

	PARTICULARS	31.03.2018	31.03.2017
I	ASSETS		
1	Non-current assets		
(a)	Property, plant and equipment	94.85	44.28
(b)	Capital work-in-progress	-	-
(c)	Investment property	2882.88	1823.33
(d)	Other Intangible assets	-	-
(e)	Financial assets		
(i)	Investments	650.20	550.50
(ii)	Loans	-	-
(iii)	Others	1.63	1.30
(f)	Deferred tax assets (net)	-	-
(g)	Other non-current assets	29.92	982.85
	Total non-current assets	3659.48	3402.26
2	Current assets		
(a)	Inventories	316.30	348.98
(b)	Financial assets		
(i)	Investments	-	-
(ii)	Trade receivables	75.17	74.65
(iii)	Cash and cash equivalents	6.01	3.26
(iv)	Bank balance other than (iii) above	-	-
(v)	Loans	508.88	589.08
(vi)	Others	56.87	72.89
(c)	Current Tax Assets (Net)	9.58	9.56
(d)	Other current assets	6.39	3.31
	Total current assets	979.20	1101.73
3	Assets classified as held for sale	11.37	11.37
	Total assets	4650.05	4515.36
II	EQUITY AND LIABILITIES		
1	Equity		
(a)	Equity share capital	1119.98	1119.98
(b)	Other equity	2962.25	2829.41
	Total equity	4082.23	3949.39
2	Liabilities		
1	Non-current liabilities		
(a)	Financial liabilities		
(i)	Borrowings	31.59	-
(ii)	Other financial liabilities	180.15	179.15
(b)	Deferred tax liabilities (Net)	115.50	125.77
(c)	Other non-current liabilities	-	-
(d)	Provisions	2.53	2.27
	Total non-current liabilities	329.77	307.19
2	Current liabilities		
(a)	Financial liabilities		
(i)	Borrowings	30.87	-
(ii)	Trade payables	7.49	-
(iii)	Other financial liabilities	105.60	108.34
(b)	Other current liabilities	92.41	150.13
(c)	Current Tax Liabilities (Net)	1.41	-
(d)	Provisions	0.27	0.31
	Total current liabilities	238.05	258.78
	Total equity and liabilities	4650.05	4515.36



Gnakeshwar



SAM INDUSTRIES LTD.

CIN: L70102MP1994PLC041416



Works & Registered Office: Village Dakachiya, A. B. Road, Tehsil: Sanwer, District-Indore - 453 771 (M.P.) INDIA
Phone : 0091-731-4229308, 4229313, 4229374 Fax : 0091-731-4229300
Website : www.sam-industries.com, email : secretarial@sam-industries.com

Notes:

- 1 The above financial results have been reviewed by the Audit Committee and approved by the Board of Directors at their respective meetings held on 12th May 2018 in terms of regulation 33 of SEBI (Listing obligation & disclosure requirements) Regulations 2015.
- 2 The figures for the corresponding previous quarter have been restated / regrouped whenever necessary, to make them comparable.
- 3 The figures of last quarter for the current year and for the previous year are the balancing figures between the audited figures in respect of the full financial year ended 31st March and the unaudited published year - to - date figures up to the third quarter ended 31st December, which were subject to limited review.
- 4 First time adoption of Ind AS: The Company adopted Indian Accounting Standards ("Ind AS") from 01 April 2017 and accordingly these financial results have been prepared in accordance with the recognition and measurement principles laid down in Ind AS 34 'Interim Financial Reporting' prescribed under Section 133 of the Companies Act, 2013 read with the relevant rules issued there under and the other accounting principles generally accepted in India.
- 5 Reconciliation between financial results, as previously reported and as restated under Ind-AS are as under

(Rs. In lacs)

S. No	Particular	Quarter ended on 31.03.2017	year ended on 31.03.2017
1	Net profit as per Indian GAAP	(14.55)	106.40
2	Financial Assets Carried at Fair value through Profit and loss account	80.02	74.62
3	Net Profit before Other Comprehensive Income as per Ind	65.47	181.02
4	Comprehensive Income (after Tax)	-	-
5	Total Comprehensive Income (after Tax)	65.47	181.02

Place: Indore
Date: 12/05/2018



By Order of the Board
For Sam Industries Limited

Gitanjali A. Maheshwari
Gitanjali A. Maheshwari
Whole Time Director
DIN: 00094596

